

Scaled data based on original data using
LM-79-08 Approved Method: Electrical and Photometric Measurements of Solid-
State Lighting Products

Test Report Prepared for
Cooper Lighting Solutions
(formerly Eaton)

Brand: STREETWORKS

Report Number: P528279

Luminaire Tested: **GLAN-SA3B-760-U-AFL-GRSBK**

Issue Date: 5/27/2021

Test Information

Test Method: LM-79-08
Report Number: P528279
TEST IS SCALED FROM IESNA LM-79-08 TEST DATA (G3-2011-057-27)
Test Lab: INNOVATION CENTER
Issue Date: 5/27/2021
Manufacturer: COOPER LIGHTING SOLUTIONS (FORMERLY EATON)
Product Line: STREETWORKS
Catalog Number: GLAN-SA3B-760-U-AFL-GRSBK
Description: GALLEON AREA AND ROADWAY LUMINAIRE
(3) 70 CRI, 5700K, 800mA LIGHTSQUARES WITH 16 LEDS EACH AND AUTOMOTIVE
FRONTLINE OPTICS WITH BLACK GLARE REDUCTION SHIELD
Light Source: -
Ballast/Driver: ELECTRONIC DRIVER

Summary

Lumens per Lamp: N/A
Luminaire Lumens: 12672 lumens
Efficiency: N/A
Efficacy: 104.7 lumens/watt
Luminous Opening: Rectangular (W 1' x L: 1' x H: 0')
IES Classification: Type II - Short
BUG Rating: B2 - U0 - G0

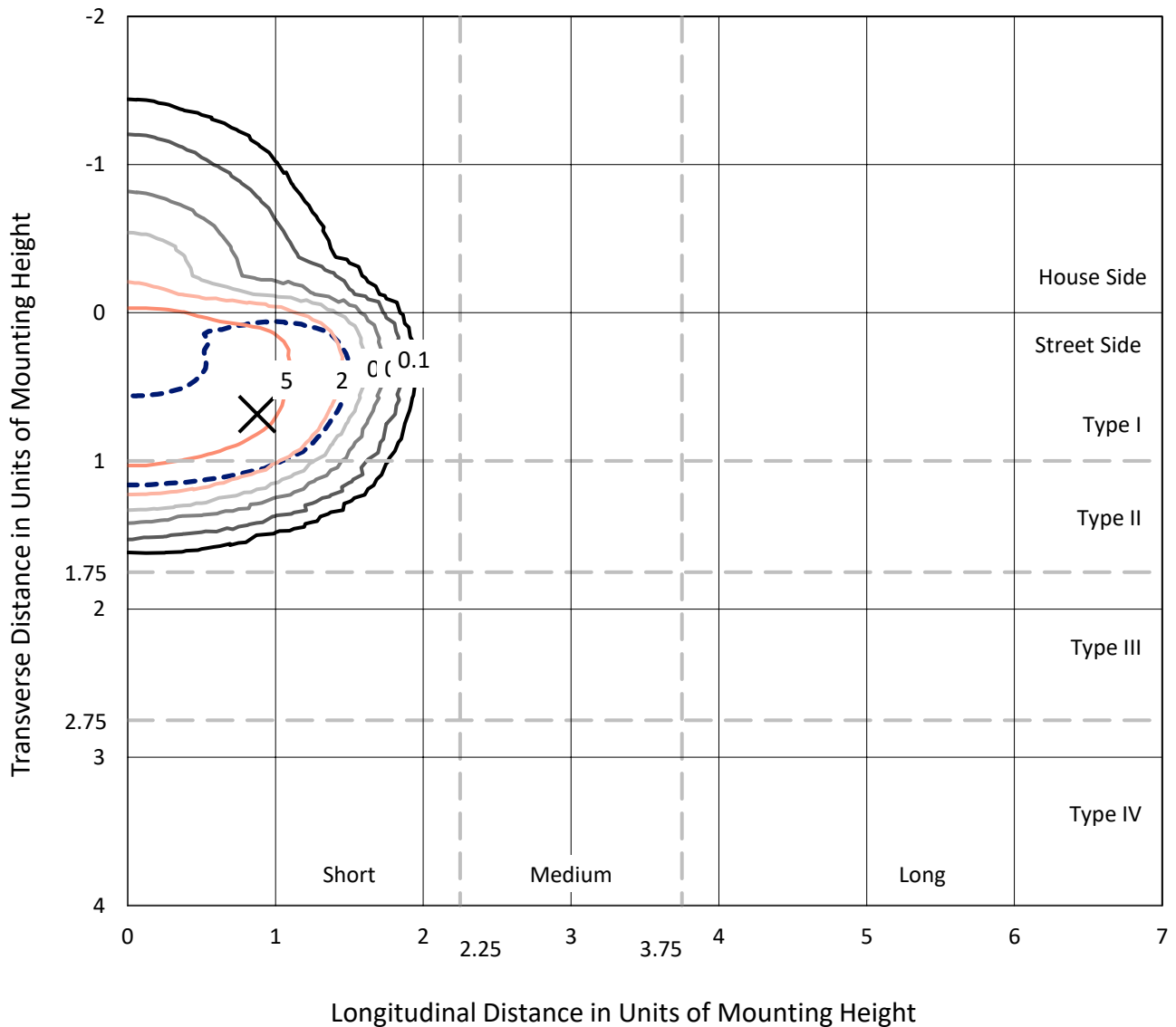
Input Watts (W): 121
Input Voltage (V): NR
Input Current (Ain): NR
Voltage Rise (V): NR
Power Factor: NR
Total Harmonic Distortion (THDi): NR
Frequency (hertz): 60
Stabilization Time: NR
Operation Time: NR
Ambient Temperature (°C): NR
Test Distance: 24 FT



REPORT NUMBER: P528279
 CATALOG NUMBER: GLAN-SA3B-760-U-AFL-GRSBK

Iso-Footcandle Lines of Horizontal Illumination

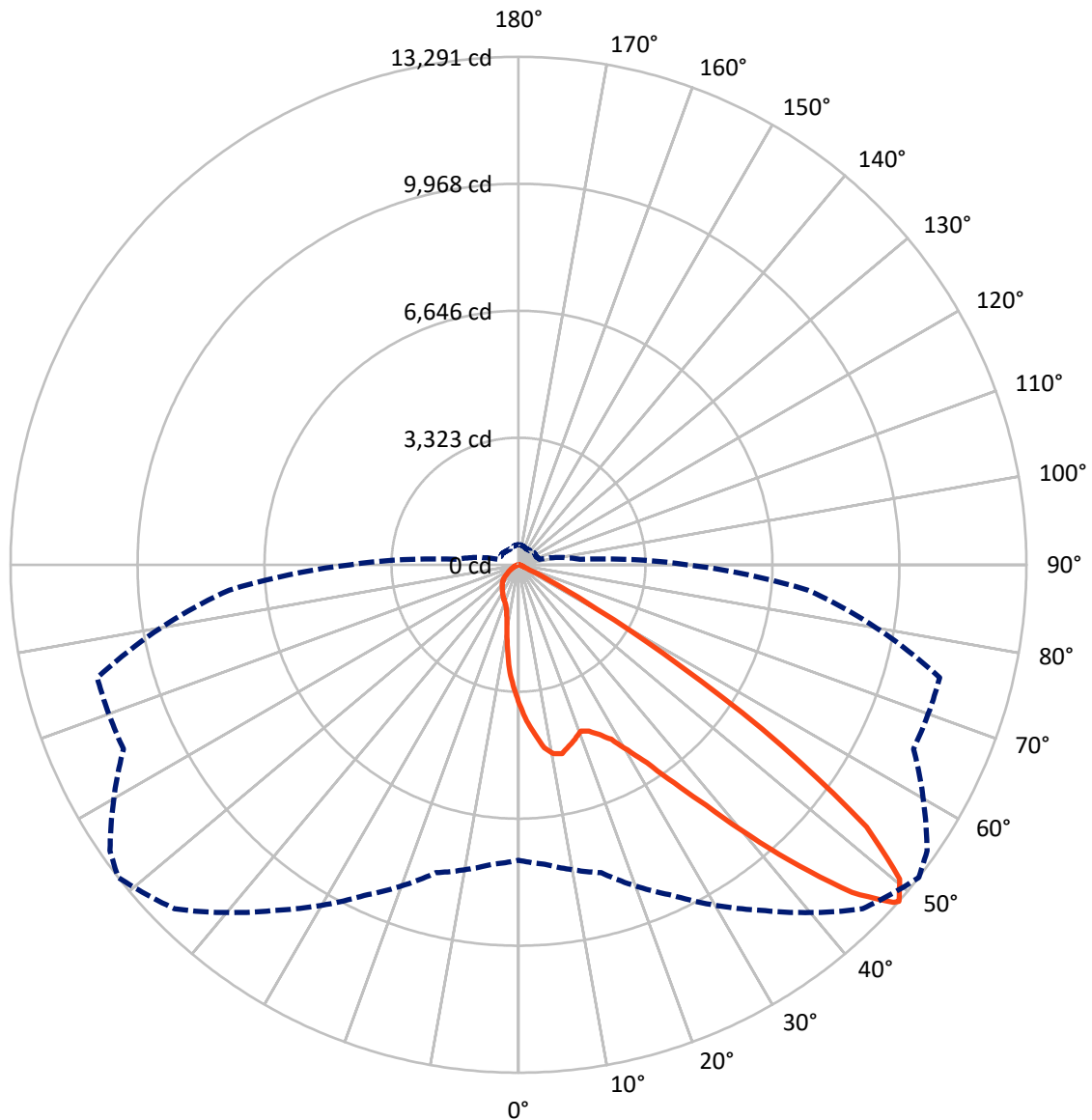
× Max cd
 - - - 1/2 Max cd



Based on 25 foot mounting height. Maximum calculated value = 8.2 fc
 Type II - Short - N/A

REPORT NUMBER: P528279
CATALOG NUMBER: GLAN-SA3B-760-U-AFL-GRSBK

Luminous Intensity Polar Plot



— Vertical Plane Through 52-Deg Lateral - - - Horizontal Cone Through 48-Deg Vertical

REPORT NUMBER: P528279
 CATALOG NUMBER: GLAN-SA3B-760-U-AFL-GRSBK

FLUX DISTRIBUTION:

		Downward	Upward	Total
House Side	Lumens	1542.9	0.0	1542.9
	% Fixture	12.2	0.0	12.2
Street Side	Lumens	11129.1	0.0	11129.1
	% Fixture	87.8	0.0	87.8
Total	Lumens	12672.0	0.0	12672.0
	% Fixture	100.0	0.0	100.0

ZONAL LUMENS:

Zone	Lumens	% Fixture
0°-10°	334.9	2.6
10°-20°	875.3	6.9
20°-30°	1494.6	11.8
30°-40°	2752.2	21.7
40°-50°	4274.2	33.7
50°-60°	2572.3	20.3
60°-70°	297.5	2.3
70°-80°	57.6	0.5
80°-90°	13.3	0.1
90°-100°	0.0	0.0
100°-110°	0.0	0.0
110°-120°	0.0	0.0
120°-130°	0.0	0.0
130°-140°	0.0	0.0
140°-150°	0.0	0.0
150°-160°	0.0	0.0
160°-170°	0.0	0.0
170°-180°	0.0	0.0
0°-90°	12672.0	100.0
0°-180°	12672.0	100.0

Coefficient of Utilization

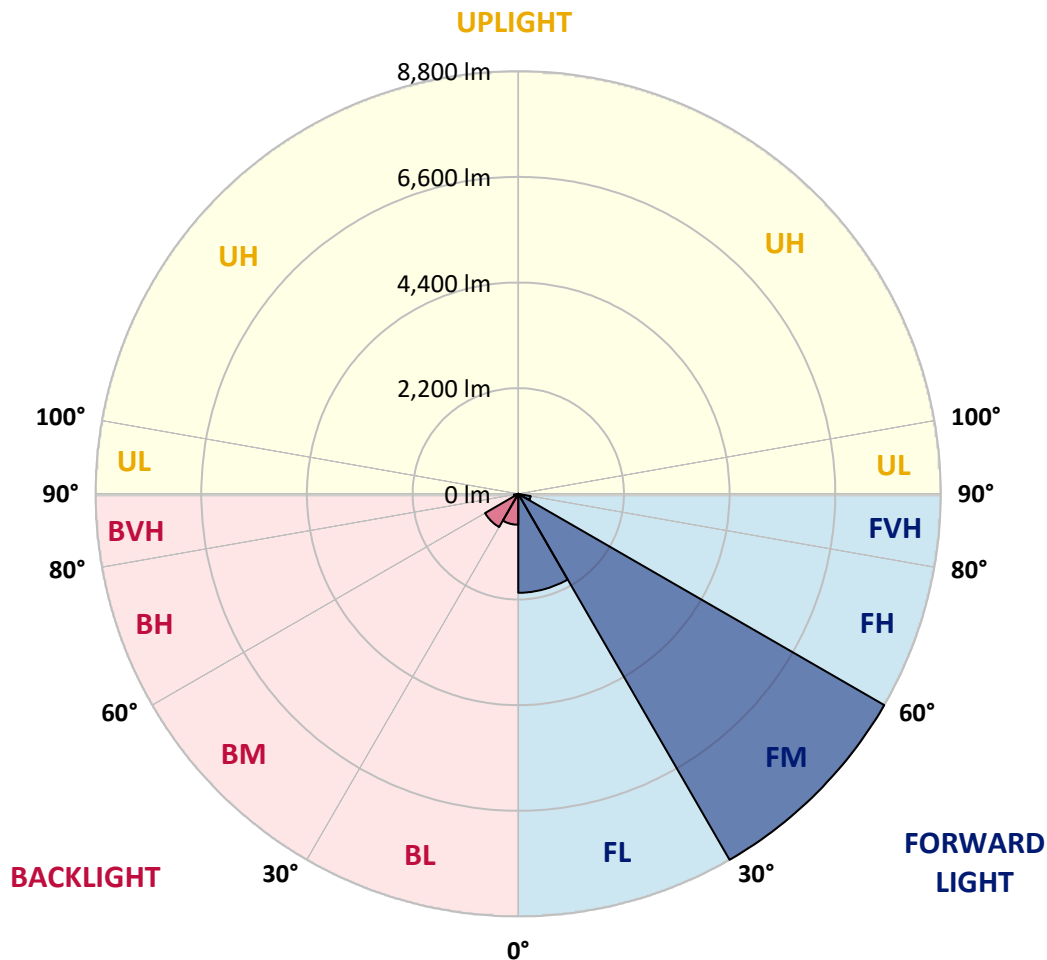


REPORT NUMBER: P528279
 CATALOG NUMBER: GLAN-SA3B-760-U-AFL-GRSBK

LUMINAIRE CLASSIFICATION SYSTEM LUMEN TABLE AND BUG RATING:

Zone	Lumens	% Fixture	Zone Rating/Lumen Limit		
			B	U	G
FL (0°-30°)	2060.3	16.3			
FM (30°-60°)	8800.5	69.4			
FH (60°-80°)	262.0	2.1			G0/660
FVH (80°-90°)	6.3	0.0			G0/10
BL (0°-30°)	644.5	5.1	B2/1000		
BM (30°-60°)	798.3	6.3	B1/1000		
BH (60°-80°)	93.1	0.7	B0/110		G0/110
BVH (80°-90°)	7.0	0.1			G0/10
UL (90°-100°)	0.0	0.0		U0/0	
UH (100°-180°)	0.0	0.0		U0/0	

BUG Rating: B2-U0-G0
 Type II Short





REPORT NUMBER: P528279

CATALOG NUMBER: GLAN-SA3B-760-U-AFL-GRSBK

CANDELA DISTRIBUTION (FULL):

	0°	5°	15°	25°	35°	45°	52°	55°	65°	75°	85°
0°	3659.5	3659.5	3659.5	3659.5	3659.5	3659.5	3659.5	3659.5	3659.5	3659.5	3659.5
2.5°	4435.3	4333.7	4343.0	4276.5	4237.7	4174.9	4089.9	4073.3	3980.9	3855.3	3727.8
5°	4834.3	4810.3	4841.7	4745.7	4749.4	4645.9	4446.4	4450.1	4237.7	4032.6	3835.0
7.5°	4860.2	4804.8	4836.2	4921.2	4971.0	4952.6	4839.9	4742.0	4540.6	4239.5	3951.3
10°	4352.2	4457.5	4490.7	4631.1	4830.6	5041.2	5028.3	5033.8	4865.7	4472.3	4051.1
12.5°	4047.4	3977.2	4089.9	4174.9	4476.0	4884.2	5070.8	5111.4	5124.4	4697.6	4150.8
15°	3908.8	3908.8	3927.3	3951.3	4169.3	4546.2	4926.7	5044.9	5323.9	4993.2	4307.9
17.5°	3995.7	3992.0	4017.8	3968.0	4049.2	4339.3	4793.7	4928.5	5547.4	5283.2	4431.6
20°	4259.8	4272.8	4256.1	4112.0	4117.6	4335.6	4645.9	4858.3	5698.9	5534.5	4596.0
22.5°	4627.4	4634.8	4540.6	4383.6	4337.4	4444.6	4730.9	4893.4	5820.8	5835.6	4645.9
25°	5052.3	5022.8	5004.3	4782.6	4642.2	4734.6	4923.0	5017.2	5896.5	6094.2	4788.2
27.5°	5641.6	5582.5	5469.8	5272.1	5168.7	5037.5	5172.4	5327.6	6112.7	6456.2	4943.3
30°	6511.7	6459.9	6240.1	5985.2	5713.6	5584.3	5626.8	5711.8	6502.4	6875.6	5148.4
32.5°	7821.4	7712.4	7394.7	6908.8	6539.4	6182.8	6171.8	6262.3	6851.6	7455.6	5392.2
35°	9264.1	9230.9	8763.5	8262.9	7548.0	6997.5	7006.7	7054.8	7520.3	8216.7	5711.8
37.5°	10222.9	10405.7	10108.3	9570.8	8970.4	8183.5	7983.9	8000.6	8438.4	9118.2	6288.1
40°	10963.6	10808.4	10843.5	10717.9	10307.8	9772.1	9330.6	9243.8	9500.6	10115.7	6860.8
42.5°	10640.3	10647.7	10863.9	11161.3	11262.9	11224.1	10773.3	10608.9	10409.4	10932.2	7405.7
45°	9727.8	9918.1	10198.8	10985.8	11676.7	12325.1	12236.4	11963.0	11037.5	11578.8	7719.8
47.5°	8272.1	8264.7	8724.7	9748.1	11283.2	12801.7	13204.4	13012.2	11482.7	11506.7	7655.1
48°	7734.6	7867.6	8342.3	9546.7	11033.8	12731.5	13291.2	13049.2	11407.0	11410.7	7599.7
50°	5717.3	5693.3	6284.4	7762.3	9855.2	11963.0	12925.4	13113.8	11405.1	10924.8	7211.8
52.5°	3020.3	3123.8	3554.2	4880.5	6967.9	9790.6	11401.4	11695.1	11002.4	10130.5	6653.9
55°	1283.9	1160.1	1490.8	2203.8	3919.9	6541.2	8364.5	9018.4	9302.9	8964.9	5820.8
57.5°	458.1	500.6	576.4	829.4	1647.8	3580.0	4987.7	5495.7	6445.2	6578.2	3966.1
60°	293.7	299.3	323.3	380.5	618.8	1379.9	2366.4	2770.9	3201.3	3304.8	1851.0
62.5°	227.2	229.1	240.1	249.4	293.7	535.7	888.5	1053.0	1093.6	940.3	485.8
65°	190.3	192.1	195.8	195.8	208.7	251.2	310.3	341.7	332.5	328.8	275.2
67.5°	145.9	149.6	157.0	157.0	164.4	153.3	171.8	182.9	206.9	251.2	234.6
70°	114.5	116.4	121.9	125.6	125.6	110.8	123.8	134.9	151.5	186.6	184.7
72.5°	88.7	92.4	96.1	96.1	90.5	75.7	88.7	97.9	109.0	129.3	125.6
75°	68.3	68.3	70.2	57.3	44.3	38.8	53.6	64.7	81.3	85.0	70.2
77.5°	18.5	20.3	18.5	16.6	18.5	27.7	35.1	40.6	51.7	51.7	46.2
80°	0.0	1.8	5.5	11.1	18.5	25.9	31.4	35.1	40.6	44.3	42.5
82.5°	0.0	1.8	5.5	11.1	16.6	20.3	27.7	29.6	33.3	38.8	38.8
85°	0.0	1.8	3.7	7.4	11.1	12.9	12.9	11.1	11.1	9.2	7.4
87.5°	0.0	0.0	1.8	3.7	3.7	5.5	5.5	5.5	5.5	5.5	5.5
90°	0.0	0.0	0.0	0.0	0.0	0.0	0.0	0.0	0.0	0.0	0.0



REPORT NUMBER: P528279

CATALOG NUMBER: GLAN-SA3B-760-U-AFL-GRSBK

CANDELA DISTRIBUTION (continued):

	90°	95°	105°	115°	125°	135°	145°	155°	165°	175°	180°
0°	3659.5	3659.5	3659.5	3659.5	3659.5	3659.5	3659.5	3659.5	3659.5	3659.5	3659.5
2.5°	3677.9	3620.7	3533.8	3397.1	3266.0	3181.0	3099.7	3009.2	2959.3	2955.6	2927.9
5°	3722.3	3593.0	3386.1	3151.5	2900.2	2684.1	2466.1	2323.9	2196.4	2126.2	2113.3
7.5°	3746.3	3578.2	3243.8	2850.4	2421.8	2069.0	1825.1	1645.9	1575.7	1524.0	1522.2
10°	3796.2	3552.3	3031.4	2451.3	1921.2	1564.6	1396.5	1315.3	1276.5	1261.7	1239.5
12.5°	3833.1	3504.3	2813.4	2041.2	1518.5	1296.8	1222.9	1204.4	1206.3	1213.7	1204.4
15°	3884.8	3461.8	2519.7	1675.5	1274.6	1167.5	1167.5	1171.2	1197.0	1200.7	1198.9
17.5°	3881.1	3378.7	2216.7	1379.9	1126.8	1112.1	1117.6	1152.7	1169.3	1174.9	1161.9
20°	3925.5	3301.1	1904.5	1178.6	1043.7	1065.9	1102.8	1112.1	1132.4	1136.1	1121.3
22.5°	3912.5	3107.1	1614.5	1019.7	980.9	1023.4	1060.3	1071.4	1065.9	1054.8	1053.0
25°	3888.5	2940.9	1348.5	914.4	934.7	980.9	1016.0	995.7	984.6	986.4	988.3
27.5°	3846.0	2730.3	1128.7	840.5	871.9	940.3	938.4	931.0	942.1	932.9	942.1
30°	3838.6	2519.7	947.7	774.0	825.7	875.6	879.3	892.2	905.2	888.5	905.2
32.5°	3849.7	2288.8	818.3	733.4	798.0	799.9	840.5	853.4	844.2	807.3	811.0
35°	3934.7	2111.4	724.1	711.2	753.7	755.5	794.3	777.7	737.1	714.9	727.8
37.5°	4113.9	1963.7	679.8	690.9	694.6	718.6	720.4	687.2	690.9	689.0	696.4
40°	4343.0	1851.0	648.4	672.4	668.7	685.3	618.8	637.3	653.9	659.5	663.2
42.5°	4500.0	1769.7	628.1	642.9	635.5	605.9	569.0	587.4	600.4	620.7	624.4
45°	4570.2	1705.0	604.1	591.1	591.1	537.6	522.8	526.5	556.0	578.2	574.5
47.5°	4455.6	1642.2	561.6	522.8	535.7	491.4	474.8	474.8	506.2	533.9	528.3
48°	4411.3	1616.4	563.4	508.0	517.2	484.0	467.4	463.7	498.8	524.6	524.6
50°	4191.5	1520.3	515.4	467.4	448.9	445.2	434.1	437.8	460.0	484.0	484.0
52.5°	3762.9	1313.4	436.0	400.9	367.6	389.8	395.3	387.9	399.0	421.2	419.3
55°	3140.4	1008.6	349.1	332.5	306.6	330.7	341.7	332.5	321.4	338.1	338.1
57.5°	2011.7	543.1	278.9	282.6	256.8	280.8	290.0	267.9	247.5	260.5	258.6
60°	907.0	325.1	229.1	223.5	206.9	234.6	249.4	223.5	195.8	205.0	214.3
62.5°	339.9	230.9	173.6	169.9	166.3	192.1	199.5	179.2	151.5	157.0	158.9
65°	249.4	203.2	138.5	125.6	133.0	151.5	147.8	127.5	109.0	109.0	112.7
67.5°	212.4	177.3	112.7	97.9	97.9	99.8	92.4	81.3	75.7	79.4	83.1
70°	166.3	140.4	88.7	75.7	68.3	61.0	53.6	51.7	46.2	51.7	49.9
72.5°	107.1	94.2	68.3	57.3	51.7	42.5	35.1	33.3	27.7	25.9	25.9
75°	57.3	57.3	53.6	46.2	40.6	33.3	27.7	22.2	14.8	11.1	11.1
77.5°	40.6	44.3	48.0	44.3	36.9	27.7	22.2	14.8	7.4	3.7	3.7
80°	38.8	44.3	48.0	42.5	36.9	27.7	20.3	11.1	5.5	1.8	1.8
82.5°	35.1	40.6	44.3	38.8	33.3	24.0	18.5	11.1	5.5	1.8	1.8
85°	7.4	9.2	11.1	11.1	12.9	16.6	12.9	9.2	3.7	1.8	1.8
87.5°	5.5	5.5	5.5	5.5	5.5	5.5	3.7	3.7	1.8	1.8	1.8
90°	0.0	0.0	0.0	0.0	0.0	0.0	0.0	0.0	0.0	0.0	0.0

(END OF REPORT)